

NEWSLETTER

No 27 Thu 2nd April 2020



Penny (3J) had fun mixing colours to make her rainbow

Home learning

The class teachers and I have been very impressed with the work children have shared with us or told us about so far. We are very proud that our school community are rising to the challenges faced at this time and endeavouring to continue personal learning at home. We know this can be difficult but keep it up and keep in touch with your teachers on eSchools - they all want to hear from you regularly. Here are some rainbows made in the last week - there are lots more examples of work to see further on in the newsletter.

Mr McIntosh



These are by Owen (6G), Archie (3C) and their brother Jonny



Halle (4H) and her sister made these for their window

Home learning help

As mentioned last week, many companies are providing parents with increased or full access to their resources or making new online learning available - we sent a long list of these last week. Here are details of some additional ones the teachers have come across that you may want to try (if not already accessed):



Teaching from home: advice for teachers and parents

In these difficult and unusual times, whether you are in school or at home, **BBC Teach** is here to help and support you with our huge range of educational resources. Use them yourself or tell your pupils' parents about them. They will be grateful for some fun, home-learning resources.

From Mr McTaggart

<https://www.bbc.co.uk/teach>



We are creating free access to our products for a limited period of time, to help parents, children and schools during any isolation or school closures.

From Mrs Crumlish

<https://subscribe.firstnews.co.uk/free-downloadable-issue/>



Explore our collections

While the Museum is closed to the public, why not discover it online?

Dig a little deeper into Chelmsford Museum and discover more about some of the objects in our collections. We collect a wide range of objects from thousands of years of Chelmsford's history.

From Mrs Pyne

<https://www.chelmsford.gov.uk/museums/collections/>

If you follow our [Facebook page](#) or [Instagram feed](#), then you're in for a treat as we share some of our hidden histories!



Make learning active and fun at home

Free fun activities for parents to keep children happy, healthy and focused

The Imovement gets kids learning actively every day at home. It's FREE forever for you to use with your children aged 4- to 11-years old and features new fun activities every day.

From Mrs Vickers

<https://imoves.com/imovement-signup>

In addition to the learning sites above, the following companies offer advice and ideas with regard to mental well-being and helping improve children's resilience at this time:

- Best 4 Kids UK (this company have provided our yoga sessions and yoga club at school)
<https://www.best4kids-uk.com/children-at-home>
You can also sign up for their newsletter to be directly emailed to you.
- National Geographic
<https://email.nationalgeographic.com/H/2/v40000017126a29c8cb325e16e966a31b0/49de850c-527f-4d77-ad9c-28e64de48653/HTML>
- Online Resilience Course for Parents (Helping Children Thrive at Home)
https://61555871-7064-4596-84aa-36c019fe9196.filesusr.com/ugd/03a94d_a0607082466e48ba973f3ea20cf79df9.pdf

Questions to ask your child in self-isolation **YOUNGMINDS**

What could help you to complete your school work at home? Where would you like to work at home?

Is there anything you want to talk about?

When was the last time you were very happy?

What makes you feel calm?

How can you keep in touch with friends and family at the moment? e.g. Facetime, Whatsapp

What difficulties are you facing now?

What can I do to help?

Where is a place you feel safe?

What things would you like to do in the future?

Would it be helpful if we planned each day together?

Do you have any worries about the coronavirus?

Where in our home do you feel like you can have your own space?

What are you worried about when you lie in bed and can't sleep?

Can you think of anything fun that we can do at home?

How do you feel about things changing?

How do you feel about staying at home?

What have you enjoyed about today?

And finally, here is an interesting opportunity forwarded to us from the Chelmsford School Sport Partnership:

From Chelsea FC in the community:

Our Easter Soccer Schools may have been cancelled due to Government guidelines surrounding the coronavirus pandemic but we will instead be running Virtual Soccer Schools for budding young footballers.



In a first for the Chelsea Foundation we will be offering online sessions for boys and girls aged 4 to 14 throughout the traditional Easter holidays.

Starting on Monday this unique experience brings our coaches directly to you with special videos from our Foundation coaches available on a daily basis for you to access and take part in whenever, and wherever you can.

No space? No problem. The sessions are specially designed for the home. All you'll need is a ball and a device with the internet to watch the videos. No special football equipment required!

All sessions are available FREE of charge, to book please click the link below:

https://mail.gbhs.co.uk/owa/cssp@gbhs.co.uk/redir.aspx?C=4N7CrdhABV_JyheEVt_UozubD65XeGVQell63tmjlCRgtsi9M4NbXCA..&URL=https%3a%2f%2fwww.chelseasoccerschools.co.uk%2fsoccerschools%2fcourses%2fcourses.htm%3fcoursesSearch%3dsearch%26groupId%3d%26regionId%3d%26ageFrom%3d%26ageTo%3d%26startDate%3d%26clientCode%3dVSS-02-HO-1

New Pupil Passport cover competition

How would you like to see your artwork on every Barnes Farm Junior School pupil's desk in school and at home?

This year we would like the cover of our Pupil Passport to reflect the wonderful community spirit of Barnes Farm Junior School and/or the journey that you as pupils experience in your time at school. The last few weeks have shown how well our school community can work together and help each other. Previously, our covers have often reflected the houses which are still an extremely important part of who we are and of course demonstrate working together (you could still try and work these into your design if you wish, but they are not essential). Your design should be on a plain piece of A4 paper. Leave at least a 1cm border around the outer edge.



Please include the following things:-

- Barnes Farm Junior School
Pupil Passport
2020 - 2021
- Space/box big enough for a first and last name
- The school owl emblem

You can use pens/ pencils for your design but think bold. You can make a design on a computer if you would like to. Think about what school means to you and how all of us working together makes Barnes Farm Junior School a fantastic place for us all. We will be featuring some of your entries in the forthcoming Newsletters. The closing date for entries is 31st April and if it is a hand drawn design, we need the actual work, not a photo emailed through - you can post it or bring it to school on your one daily activity outside of home. We can't wait to see where your imagination takes you.

Mrs Vickers

Some light relief compiled by Mrs Burlton:

Jokes - Match the question to the punchline



See if you can work out the punchline

If you can't - try to match from the selection below

1. What do you get if you cross a fish with an elephant?
2. What did the horse say when he got to the bottom of his nosebag?
3. What do you call a donkey with three legs?
4. What dog likes to have a bubble-bath?
5. What do cows like to dance to?



- a) Punchline: This is the last straw
- b) Punchline: Swimming trunks
- c) Punchline: A shamPOODLE
- d) Punchline: Any kind of Moosic you like
- e) Punchline: A wonkey

Answers on next page

Jokes - Match the question to the punchline

Answers: 1b, 2a, 3e, 4c, 5d



Jokes supplied from: The Little Puffin Joke Book

Home learning examples

Thank you to all of you who responded to my request for examples of your home learning or other activities you have been doing this week. Please send me more for the newsletter after Easter by emailing (on a new email) through eSchools.




Anesu (4CK) completed some science work on 'Sounds'. She had to listen for sounds, record the source of the sound and whether it was high or low/loud or soft.




Rosie (5V) has been exercising by using her new ping pong table, which her whole family enjoy using.



Abigail (3S) has been resourceful in using what she has at home - like these buttons - to help with maths!



Elsa (3S) made a stained-glass window in her bedroom.




This is Ellis (5C) taking part in his virtual karate class live 10-minute sumo stance challenge.



Sam (5C) has been practising his woodwork skills.



Oliver (4W) has drawn these Pokemon pictures in the last week.



Leo (3J) made a birdhouse and Pokemon origami.

Halle from 4H has been busy making 'gloop'! Here are her straightforward instructions.

Here is what you need to make gloop:

- A big container
- 2 cups cornflour
- 1 cup water
- Some food colouring (if you want)

Mix all the ingredients together in the container until its smooth. Then you can play with it. It feels like a solid but when you pick some of it out it turns to liquid. It's really cool!



She's also been helping with chores like this car wash, as well as fitting in her work too!



Morayo (3S) has been cooking and baking Nigerian meat pies (or patties) and some cinnamon and nutmeg vanilla fried dough squares - delicious!



Jamie (4W) has sent in photos of making a den, rainbow art, origami and a painting of Uncle Henrik's fishing boat from the book Year 4 had been reading, 'Number the Stars'. He also made a moving cable car - a video of this can be found on our website here: https://www.barnesfarmjuniors.co.uk/website/april_2020/468559



The lost ship (by Olivia in 5V)

What has happened to cause such devastation? How Could such a mighty, prestigious vessel have ended in such a way? Was there any kind of precious cargo that the ship started its journey with? Where were the crew?

These were the kind of questions that Stefan asked himself as he stared through the submarine porthole. Turning round he saw his diving gear, which was still wet from the morning exploration, and decided it was time to go find answers.

Late at night, Stefan set off on his mission to find answers. He sailed through stormy weather in the tiny sailor's boat his dad got him for Christmas, when they used to go fishing with each other every Saturday before tea they would have fish stew or smoked salmon depending on what they caught. His mother would always be home before then and when they got home she'd have a salad and home cooked chips ready for dinner.

The next morning, Stefan woke up on an island (luckily he knew the way home) he must have been thrown by the storm. He went home and went to bed then the next morning set off again but this time with an old friend Freddie smith.

Stefan and Freddie set off on the boat with their scuba diving gear and snorkels to go and find answers. They went out to sea and this is where the adventure really begins. Stefan's tracker started beeping 'we must be close' Freddie said. They dropped the anchor got on their gear and went off the boat into the ocean.

They couldn't believe their eyes, a ship wreckage right in front of them, which looked like it had been there for years and years, mouldy grimy and very stinky. They went to take a closer look. Freddie went to touch it but before he could locate what it felt like it shattered, carefully, they entered (trying not to touch anything, as much as they could.) They even found a few bodies down there. Cups, doors, all the silver wear you can imagine and a giant poster labelled 'THE TITANIC' with a big picture or at least they thought it was a picture (it was so old and torn that they could barely see it.) It said something like 'All aboard the Titanic - it's got amazing facilities including two barber shops four fancy restaurants; a swimming pool; first second and third class travel it's unsinkable. (except it wasn't, was it?)

But the smell of grime and the amount of dust wasn't nearly the worst of their problems. Little did they know they had swum about a mile away from their boat and were surrounded by some large sea creatures (turtles, giant squid, and even sharks...)

'Freddie!' said Stefan. 'Look!'

Freddie turned 'SHARK' he shouted 'swim, swim, swim.'

They safely returned to the boat, leaving all the treasure going behind they were devastated to leave the treasure but just happy to be alive. When they got home, they wrapped up nice and warm at Freddie's house and his dad made them some hot cocoa (because Stefan wasn't ready to tell his dad what happened.) He thought he was going to have some amazing treasure to give him.

He eventually told his dad what happened and he was fine with it, instead dad had something to give Stefan - a nice new, slightly larger and nicer boat. And so from then on they went fishing every Saturday like old times, everyone was happy except mum because she hated the idea of cooking again.

How to tidy your messy bedroom (from Ava in 6S)

Are you in need of help with your chores? Is your Mum nagging you about strewn up clothes on the floor? Are you the sort of person who has a tidy room for about three hours before it gets messed up again? Well, fear not! Help is at hand: with this easy to follow guide your room will, be spotless in no time!

What you need:

- Storage- for all the mess;
- Hangers- to hang up clothes on;
- Mess to clean up;
- Perseverance- it may take a lot of time depending on how much mess there is.

Before than you can put anything away, it is recommended that you sort things into piles (e.g. clothes, underwear, books and games/toys) as it can make putting away much quicker and easier.

After that, put your clothes on hangers carefully so that they don't fall off and then hang them up in your wardrobe. You may choose to put some clothes on a draw, ottoman or chest.

Next, find a suitable place for any underwear. Once you have chosen a location, fold them neatly into piles of each undergarment so that you can find each in easily.

Afterwards, find a shelf to line books up on vertically then place a bookend either side to stop the books from collapsing or if you don't have any bookends, then you could use something heavy.

Finally, place any toys or games in a cupboard, chest or shelf.

Now that you've followed these steps your room should be mess-free!

Top Tip:

Always put things away properly in the correct place, then you won't have to spend time cleaning up.

The Amazon Rainforest (from Liam in 6S)

The Amazon Rainforest is the biggest rainforest in the world. It takes up about 2.1 million square miles and is spread across nine different countries including: Brazil, Peru, Colombia, Venezuela, Ecuador, Bolivia Guyana, Suriname and French Guiana. Although sadly this magnificent forest is being cut down at a devastating rate.

Animals and Plants

In the Amazon there are estimated to be around 10 million species living in the rainforest many of which can be found nowhere else on the planet. This is due to the unique conditions they live in. Many animals live in the rainforest including: primates, like spider monkeys, Pigmy Marmosets and Emperor Tamarins; snakes, like Anacondas and Emerald Tree Boa Constrictors; arachnids, like Tarantulas and scorpions; birds, such as Harpy Eagles and Macaws; and fish, including Piranhas, Freshwater Dolphins and Sting Rays.



A Harpy Eagle

Native Tribes

The Amazon Rainforest is home to over 30 million natives and 400 tribes. Some of the largest tribes can be up to 50000 strong whilst the smallest consists of just one man. Brazil claims to have 77 uncontacted tribes but national geographic believes it is more around 84. Despite the amount of uncontacted tribes most have had contact with outsiders for 500 years. However, due to deforestation many tribes have been struggling as the animals and habitat they depend on are destroyed they have nothing to eat and nowhere to live.

Medicines

Around 25% of all medicine uses plants found only in the rainforest which is what makes the amazon and all the other rainforests across the world so vital and important. It has also been called 'The World's Largest Medicine Cabinet'. Of the 3000 plants identified by the US National Cancer Institute as active against cancer cells 70% come from rainforests.

Earth's Climate

The Amazon Rainforest and all the other rainforests around the world play a key part in regulating earth's climate as the amazon alone takes in 2 billion tonnes of carbon dioxide, the same as 5% of global emissions. If the amazon disappeared it would have disastrous consequences on the surrounding area. This is because grassland isn't very at transpiring it

will become very dry and when it does rain it would be short and violent leading to flooding and erosion.



A picture showing the huge loss of the Amazon

Unfortunately despite the Amazon's key roles it is still being cut down at a devastating rate. Experts predict that if we continue as we do the Amazon Rainforest would have disappeared in as little as 100 years. If this happens many believe we would have lost the war against climate change.

And here are images of some of the work and other activities being done by the very few children who have had to be at school:

